



Migrant caravan

Data collected with the support of personnel of the Human Rights Ombudsman of Guatemala.



119

People registered

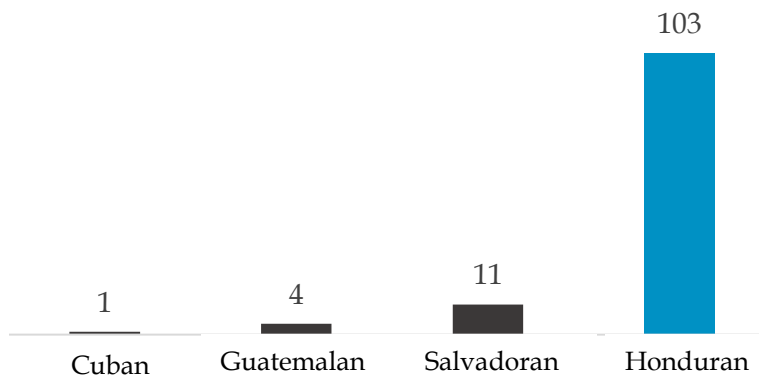
53

Women

66

Men

Nationality

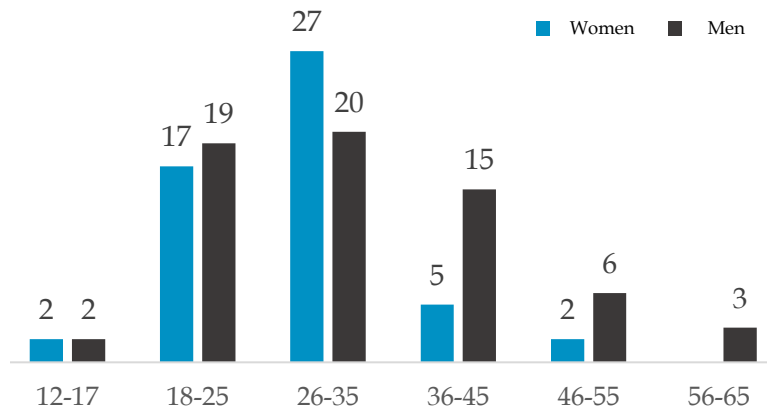


Between April 11 and 15, 119 surveys were carried out on migrants on the borders of Guatemala.

103 (86.6%) people were from Honduras, 11 (9.2%) from El Salvador, 4 (3.4%) from Guatemala and 1 (0.8%) person from Cuba.

55.5% were men and 44.5% were women.

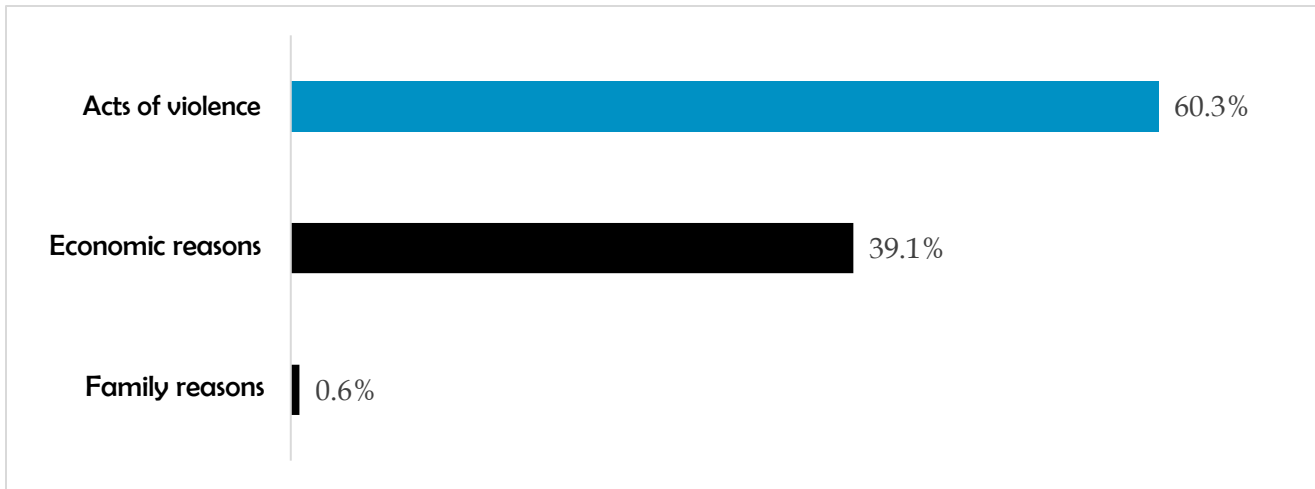
Age range



According to the registry, 39.5% of the people were in the age range between 26-35 years, followed by those between 18-25 (30.3%), thirdly, among people between 36-45 years (16.8%) and 6.7% between 46 to 55 years.

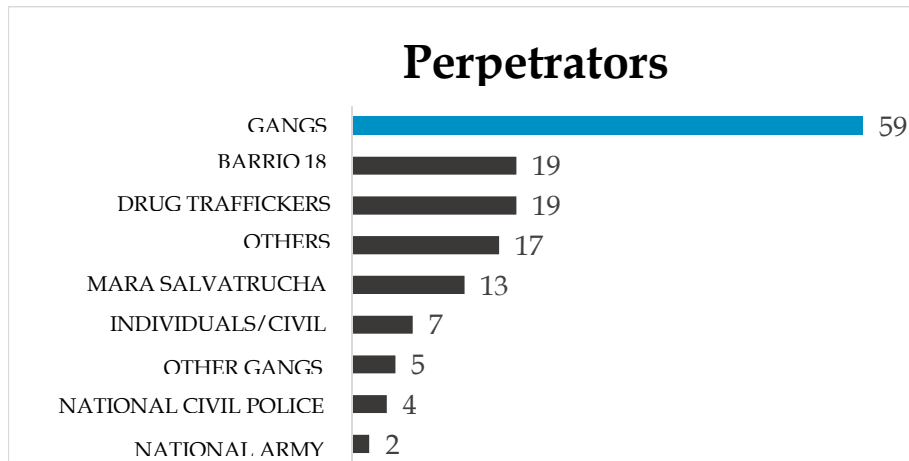
4 (3.4%) people were teenagers and 3 (2.5%) were over 56 years old.

1 person did not answer.



The 119 people consulted referred to 179 reasons for migration, since each person could mention more than one reason. The acts of violence represent 60.3% of the reasons for migration, while the economic reasons are the 39.1%. The 0.6% is related to family reasons.

Among the acts of violence are threats, fear of violence, forced recruitment by gangs, extortion, injuries, among others.



The main perpetrators continue to be gangs (66.2%), 13.1% pointed to drug trafficking groups, 4.1% mentioned state agents as those involved in some violence that caused the migration. 16.6% pointed to other actors.

¿ With how many people do you travel?



All alone: 27.7%



1 person: 19.3%



2-5 persons more: 38.7%



+ 6 persons more: 11.8%

No answer: 2.5%

Educational attainment of interviewed migrants

81

Elementary

28

Secondary

3

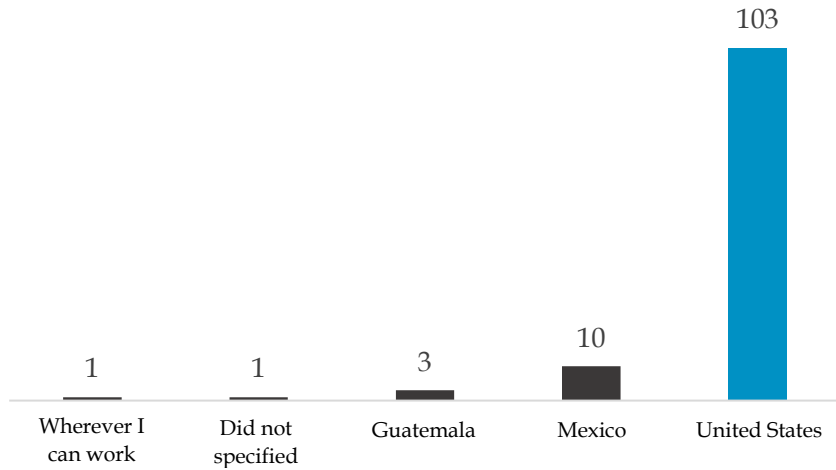
Postsecondary

According to the survey, most of the migrants (68.1%) have elementary education, followed by 23.5% with a secondary level and only 3 people have a postsecondary level.

2 people said they had never studied and 5 did not answer.

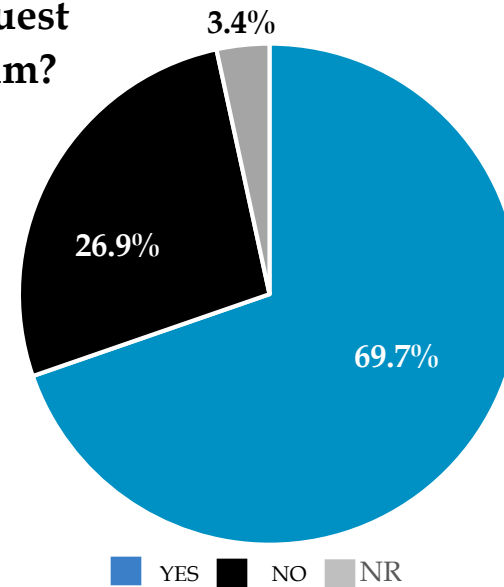
MIGRATION

Destination country



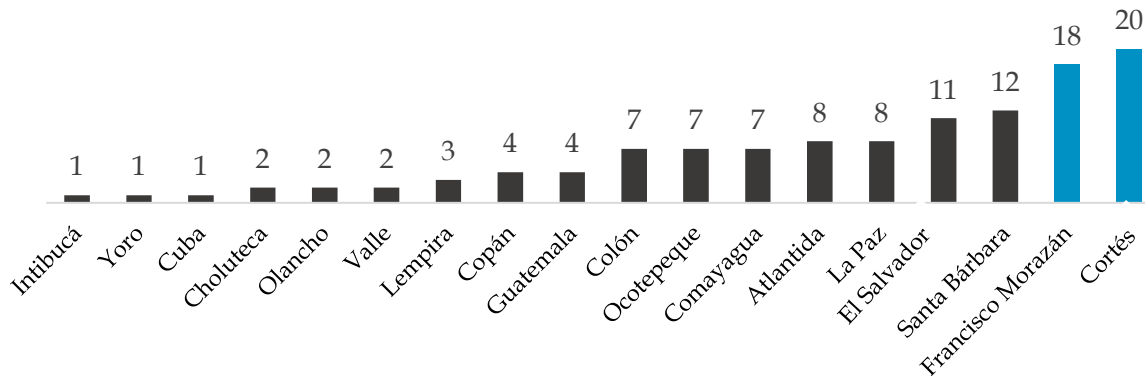
Most of the people consulted referred to the USA as the destination country (87%), followed by Mexico (8%) and 3% to Guatemala. One person did not specify destination and one will migrate where he gets a job.

Will you request refuge/asylum?



69.7% (n = 83) of the people mentioned their intention to request asylum in their countries of destination. While 26.9% said they would not and 3.4% did not answer.

Place of origin



Among the places of origin are Guatemala, El Salvador, Cuba and Honduras. In the latter, the Departments of origin of the persons are detailed.

The most prominent municipalities in Honduras, with the largest number of migrants, are San Pedro Sula (Cortés), followed by Tegucigalpa (Francisco Morazán). Cities with high indicators of generalized violence (drug traffickers, gangs, etc.).

One person did not state his place of origin

Data sheet:

Surveys carried out by personnel of the Human Rights Ombudsman Office of Guatemala to people who were traveling as part of the migrant caravan.

Locations: Tecún Umán (Coatepeque), Agua Caliente (Chiquimula) and Entre Ríos (Izabal).

Date: April 11-15, 2019.

Data analysis: Cristosal Foundation.